

WALT: Compare length and height

Watch White rose maths Summer Term Week 5 lesson 1 before completing this task



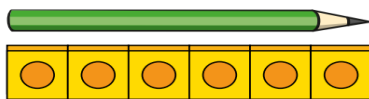
Complete the sentences:

C is longer than _____.

_____ is the longest train.

_____ is the shortest train.

A



B



C



Year 1



Numeracy

WALT: measure length (1)

Watch White rose maths Summer Term Week 5 lesson 2 before completing this task

How long is each object?

The pencil is cubes long.

The chew bar is cubes long.

The ribbon is cubes long.

WALT: introduce weight and mass

Watch White rose maths Summer Term Week 5 lesson 4 before completing this task

Choose a phrase to complete the sentences

More than less than the same as
The cube weighs _____



As the cylinder.

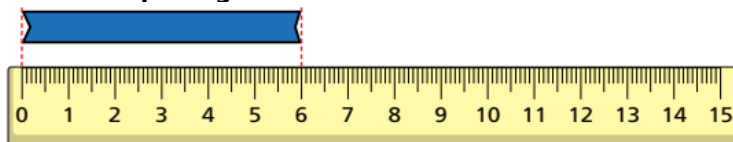
The cuboid weighs _____

Than the sphere.

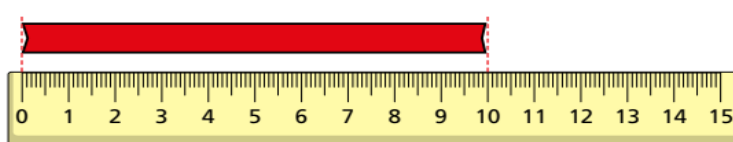


WALT: measure length (2)

Watch White rose maths Summer Term Week 5 lesson 3 before completing this task



The blue ribbon is _____ cm long.



The red ribbon is _____ cm long.

Which piece of ribbon is longest?

BIG MATHS: Daily busy job

You have **30 Seconds** to try and complete as many sums as you can.
See how many you get write.

7 + 2 =	1 + 9 =	5 + 3 =
4 + 6 =	8 + 8 =	3 + 7 =
4 + 3 =	9 + 2 =	2 + 8 =
9 + 9 =	5 + 5 =	5 + 2 =
6 + 3 =	7 + 7 =	6 + 6 =
4 + 2 =		6 + 2 =



WALT: create a new problem and solution


Think of another problem they might have in the story.
e.g. attacked by seagulls, meet a pirate ship, a thunderstorm.

Then think of something they could find in the patchwork sack to help them.

e.g. a feather, some coins, a magic wand, an umbrella.
Draw a picture and write the sentences to match.
Remember the pattern "_____" cried Rose "_____" cried Stu. "Don't get your knickers in a twist" said Jack

WALT: use ow words in sentences.

We already know the sound ou "shout it out" ow also makes this sound "brown cow".



Read the ow words below using your sounds then put them into a sentence:

* down *how *now *brown *town

E.g. I ran down the hill.

Watch Rosie on the Ruth Miskin youtube channel for daily phonic lessons

WALT: write a diary

Write the day of the week.
Draw a picture of something you did that day.

Then write sentences to match.

- Tell me how you are feeling.
- What you have had to eat.
- What did you play with.
- What work you have done.
- What you saw if you went on a walk.



WALT: copy and learn a poem

This week's poem is: Row, Row, Row your boat

Remember to sit your letters on the line
Only tall letters and capitals to touch the top

Row, row, row your boat,
Gently down the stream.
Merrily, merrily, merrily, merrily
Life is but a dream



Can you write the version about the crocodile?

Reading:

Practice reading with Gareth on the read write inc you tube page daily to practice cvc speedy words

Teach your monster to read

<http://www.teachyourmonstertoread.com/u/5579231>

Continue reading book on oxford owl

Challenge: use serial mash on purple mash and try reading "little red" (diamond book)

WALT: create a tally chart

Sglod wants to find out what people like to eat from the chip shop from your family.

Create a tally chart.

Remember to group your tally's in 5!

Food items to include:

Chips	
Fish	
Sausage	
Curry Sauce	
Nuggets	


This week's book look at a Welsh author with the setting in a Welsh town Abertwt.

It is about a dog that works at a fish and chip shop.

Listen to the story

<https://www.youtube.com/watch?v=4Qxm5xc>

[lsc0](#)



Year 1



Topic

NOD: ask and answer the question

"wyt ti'n hoffi?" Do you like...?



(oi teen hoffee...?)

Ydw – yes

(Uh do)



nagw - no

(nagoo)



Sglodion – chips
(sglod-ee-on)

pysgod - fish
(pissgod)

Selsig – sausage
(sel-sig)

cirri - curry
(cur – ree)

Nygets (nur-gets) – nuggets

WALT: Create a poster

The pier is dangerous because of the chips and rubbish left on the floor.

Create a poster to tell people to **put their rubbish in the bin!**



- Use big writing for your message
- Use CAPITAL letters
- Draw a simple picture
- Make your poster colourful
- Have a different colour border (Pattern around the edge)

WALT: Create an obstacle course

Sglod completes an obstacle course to get fitter.

Create and film yourself doing your obstacle course.

Can you time yourself each day to see if you get quicker?



WALT: peel potatoes

Sglod is a watchdog at Nellie's fish and chip shop.

Nellie has to peel potatoes to make chips.

Can you peel potatoes and make your own chips?

Or peel potatoes or carrots to help cook food for dinner?

Be careful!



Mrs Francis Activities:

Please tweet her your work@MrsFrancis18

OR post on dojo and she will reply to you on there

Language, literacy, and communication

Listen to the story by clicking on the link below to hear Mrs Thomas read to you



Joseph read by Mrs Thomas.m4a



This half term value is

Forgiveness

The image below is of a dove that represents hope, churches and communities are making these and displaying them in different places. Please make, display, and tweet your dove and become part of this project. Your designs will also be shared next Thursday evening on school Twitter.

Outdoor Learning

Multi coloured activity

When doing your daily exercise collect some natural resources (don't pick any please) or take photographs of natural resources of as many colours as you can.

Remember to share on Twitter

@MrsFrancis18

Expressive arts

https://youtu.be/9MQOlv_Oyys?t=RD9MQOlv_Oyys


Click on the link above to listen to some music from the musical Joseph and his Technicolour Dreamcoat. Whilst listening to the music let your body move around to the rhythm.

Have fun!

Hwb



**purple
mash**



Well-being

Meet with me

In pairs, one of you raises your hand up and the other person must meet your hand. Now explore moving the hand in different directions whilst maintaining meeting hands.

Alternative to this you could do this with feet.

White Rose Maths worksheets to download and print

As the school has purchased a license you should be able to download the activity sheets that were previously free to follow on from the video. If you have any trouble please let me know and I will see if I can find another way of accessing these.

These activity sheets get progressively more difficult to challenge your child.

Monday worksheets:

<https://resources.whiterosemaths.com/wp-content/uploads/2020/05/Lesson-1-Compare-lengths-and-heights-2019.pdf>

Tuesday Worksheets:

<https://resources.whiterosemaths.com/wp-content/uploads/2020/05/Lesson-2-Measure-length-1-2019.pdf>

Wednesday worksheets:

<https://resources.whiterosemaths.com/wp-content/uploads/2020/05/Lesson-3-Measure-length-2-2019.pdf>

Thursday worksheets:

<https://resources.whiterosemaths.com/wp-content/uploads/2020/05/Lesson-4-Introduce-weight-and-mass-2019.pdf>

Find the video tutorials here. Watch these before completing the worksheets.

<https://whiterosemaths.com/homelearning/year-1/>